



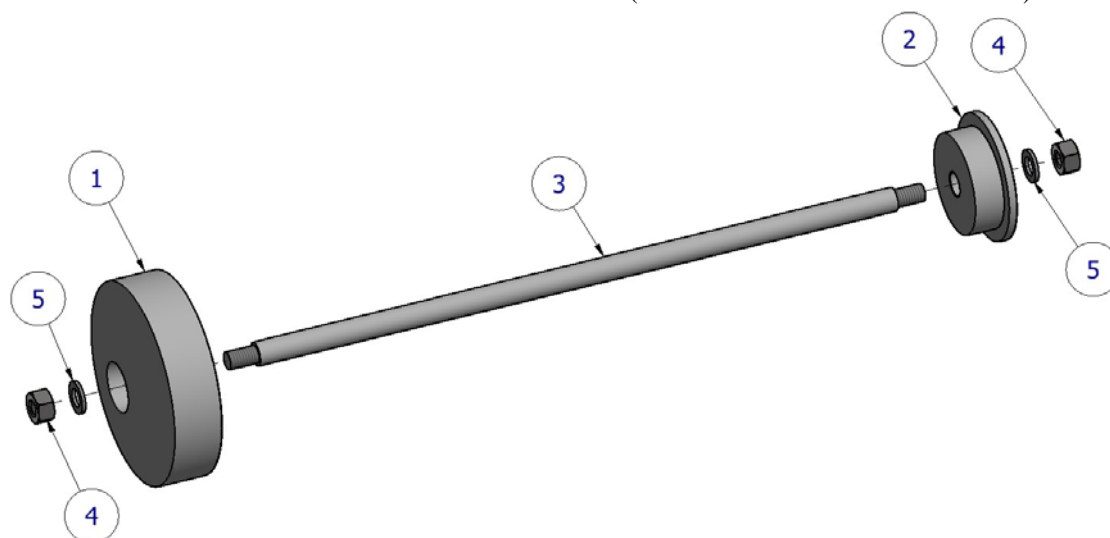
FITTING INSTRUCTIONS FOR SBP0009 SPINDLE BLANKING PLATE
HONDA CB1000R '18-



THIS KIT CONTAINS THE ITEMS PICTURED AND LABELLED BELOW.
DO NOT PROCEED UNTIL YOU ARE SURE ALL PARTS ARE PRESENT.

Please note that the way the kit is packed does not necessarily represent the way of mounting to the bike.

THE PARTS SHOWN MAY BE REPRESENTATIVE ONLY (FOR CLARITY OF INSTRUCTIONS ONLY).



LEGEND

- ITEM 1 = LEFT SIDE SPINDLE COVER (SC0008) (x1)
- ITEM 2 = RIGHT SIDE SPINDLE COVER (SC0009) (x1)
- ITEM 3 = SPINDLE BAR (SB129) (x1)
- ITEM 4 = M6 NYLOC NUTS (x2)
- ITEM 5 = M6 WASHERS (x2)

R&G

Unit 1, Shelley's Lane, East Worldham, Alton, Hampshire, GU34 3AQ
 Tel: +44 (0)1420 89007 Fax: +44 (0)1420 87301 www.rg-racing.com Email: info@rg-racing.com



TOOLS REQUIRED

- 10mm socket and wrench (x2).

MAXIMUM TORQUE SETTINGS

- M4 BOLT = 8Nm
- M5 BOLT = 12Nm
- M6 BOLT = 15Nm
- M8 BOLT = 20Nm
- M10 BOLT = 40Nm

FITTING INSTRUCTIONS

- Locate the left side spindle cover (item 1) over the spindle locking nut on the left side of the rear spindle.
- Fit one nut and washer onto the spindle-bar (item 3), Ensure that the nyloc nut is fully engaged to the thread.
- Feed spindle-bar with nut and washer through the fitted left side spindle cover.
- Fit the right side spindle cover (item 2) into the hole in the right side of the wheel ensuring the spindle bar protrudes through the spindle cover.
- Fit the remaining washer and nyloc nut to the exposed thread on the spindle bar and tighten.
- Ensure that the components assembled match the exploded diagram shown on page 1. Fully tighten the nyloc nuts on both sides. Do not overtighten – the nyloc nuts will hold it tight.

ISSUE 14/08/2018 (HB)

Digital copies of these instructions are available to download from www.rg-racing.com

CONSUMER NOTICE

The catalogue description and any exhibition of samples are only broad indications of the Products and R&G may make design changes which do not diminish their performance or visual appeal and supplying them in such state shall conform to the order. The Buyer acknowledges no representation or warranty (other than as to title) has been given or will apply to the Products other than those in R&G's order or confirmation and the Buyer confirms it has chosen the Products as being of merchantable quality and suitable for its particular purposes. Where R&G fits the Products or undertakes other services it shall exercise reasonable skill and care and rectify any fault free of charge unless the workmanship has been disturbed. The Buyer is responsible for ensuring that the warranty on the motorcycle is not affected by the fitting of the Products. On return of any defective Products R&G shall at its option either supply a replacement or refund the purchase money but shall not be liable if the Products have been modified or used or maintained otherwise than in accordance with R&G's or manufacturer's instructions and good engineering practice or if the defect arises from accident or neglect. Other than identified above and subject to R&G not limiting its liability for causing death and personal injury, it shall not be liable for indirect or consequential loss and otherwise its liability shall be limited to the amounts paid by the Buyer for the Products or the fitting or service concerned. These terms do not affect the Buyer's statutory rights.

R&G RETURNS POLICY (NON-FAULTY GOODS)

Returns must be pre-authorized (if not pre-authorized the return will be rejected). Goods may only be returned direct to us if they were purchased direct from us (customer must prove if necessary). Otherwise to be returned to original vendor. Goods must be in re-sellable condition, in the opinion of R&G. All returns are subject to a 25% restocking and handling fee (25% of the gross value exc. P&P – at the prevailing price at time of purchase). The customer must pay any and all carriage charges. No returns of discontinued products, unless within 14 days of purchase. This policy does not affect your statutory rights and does not refer to faulty goods.

R&G

Unit 1, Shelley's Lane, East Worldham, Alton, Hampshire, GU34 3AQ

Tel: +44 (0)1420 89007 Fax: +44 (0)1420 87301 www.rg-racing.com Email: info@rg-racing.com



**NOTICE DE MONTAGE POUR SBP0009 PLAQUE D'OBTURATION MOYEU
HONDA CB1000R '18-**

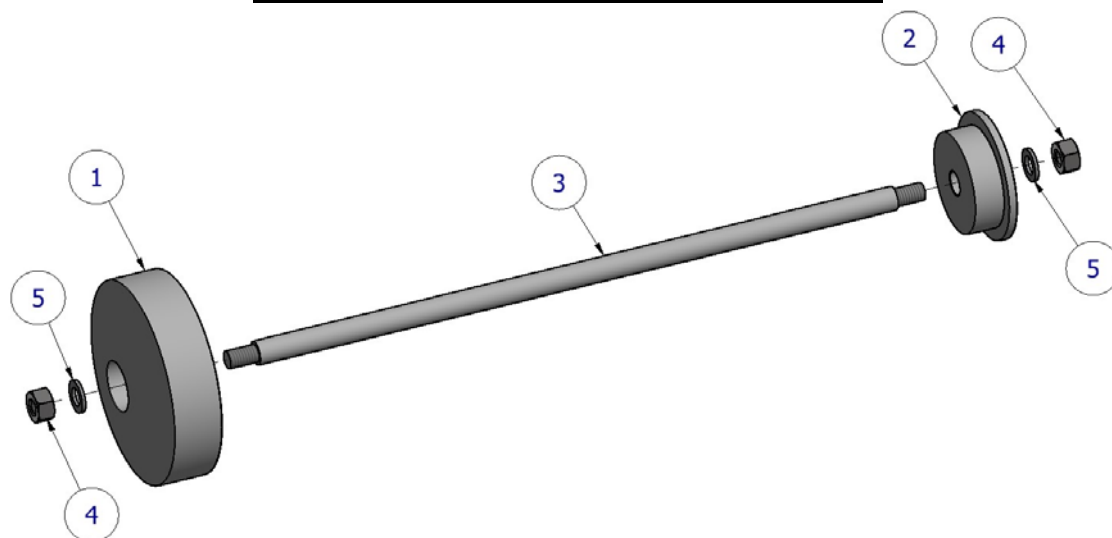


Page | 3

**LE KIT CONTIENT LES ARTICLES EXPOSES CI-DESSOUS, VERIFIER QUE TOUTES LES PIECES SOIENT
PRESENTES AVANT DE PROCEDER AU MONTAGE.**

La façon dont le kit est emballé ne correspond pas forcément à la façon de monter les pièces sur la moto.

**LES PARTIES PRESENTÉES PEUVENT ETRE UNIQUEMENT REPRESENTATIVES (POUR LA
CLARTE DES INSTRUCTIONS UNIQUEMENT).**



LÉGENDE

ARTICLE 1 = CACHE COTÉ GAUCHE (SC0008) (x1)

ARTICLE 2 = CACHE CÔTÉ DROIT (SC0009) (x1)

ARTICLE 3 = AXE MOYEU (SB129) (x1)

R&G

Unit 1, Shelley's Lane, East Worldham, Alton, Hampshire, GU34 3AQ
Tel: +44 (0)1420 89007 Fax: +44 (0)1420 87301 www.rg-racing.com Email: info@rg-racing.com



ARTICLE 4 = M6 ÉCROUS (x2)

ARTICLE 5 = M6 RONDELLES (x2)

OUTILS REQUIS

- Clé à cliquet + douille (x2).

VALEURS DE SERRAGE

- M4 BOULON = 8Nm
- M5 BOULON = 12Nm
- M6 BOULON = 15Nm
- M8 BOULON = 20Nm
- M10 BOULON = 40Nm

NOTICE DE MONTAGE

- Placez le cache moyeu gauche (article 1) sur l'écrou de blocage du moyeu du côté gauche.
- Placez un écrou et une rondelle sur l'axe du moyeu (article 3). Assurez-vous que l'écrou soit complètement engagé dans le filetage.
- Faites passer l'axe du moyeu avec un écrou et une rondelle dans le cache moyeu du côté gauche.
- Insérez le cache moyeu du côté droit (article 2) dans le trou du côté droit de la roue en vous assurant que l'axe dépasse à travers le cache moyeu.
- Insérer la rondelle restante et l'écrou sur le filetage de l'axe puis serrez.
- Assurez-vous que les composants assemblés correspondent au schéma illustré en page 1. Serrez complètement les écrous des deux côtés. Ne pas trop serrer - les écrous fixent l'ensemble.

ISSUE 14/08/2018 (HB)

Notice disponible au téléchargement sur www.rg-racing.com

CONSUMER NOTICE

The catalogue description and any exhibition of samples are only broad indications of the Products and R&G may make design changes which do not diminish their performance or visual appeal and supplying them in such state shall conform to the order. The Buyer acknowledges no representation or warranty (other than as to title) has been given or will apply to the Products other than those in R&G's order or confirmation and the Buyer confirms it has chosen the Products as being of merchantable quality and suitable for its particular purposes. Where R&G fits the Products or undertakes other services it shall exercise reasonable skill and care and rectify any fault free of charge unless the workmanship has been disturbed. The Buyer is responsible for ensuring that the warranty on the motorcycle is not affected by the fitting of the Products. On return of any defective Products R&G shall at its option either supply a replacement or refund the purchase money but shall not be liable if the Products have been modified or used or maintained otherwise than in accordance with R&G's or manufacturer's instructions and good engineering practice or if the defect arises from accident or neglect. Other than identified above and subject to R&G not limiting its liability for causing death and personal injury, it shall not be liable for indirect or consequential loss and otherwise its liability shall be limited to the amounts paid by the Buyer for the Products or the fitting or service concerned. These terms do not affect the Buyer's statutory rights.

R&G RETURNS POLICY (NON-FAULTY GOODS)

Returns must be pre-authorized (if not pre-authorized the return will be rejected). Goods may only be returned direct to us if they were purchased direct from us (customer must prove if necessary). Otherwise to be returned to original vendor. Goods must be in re-sellable condition, in the opinion of R&G. All returns are subject to a 25% restocking and handling fee (25% of the gross value exc. P&P – at the prevailing price at time of purchase). The customer must pay any and all carriage charges. No returns of discontinued products, unless within 14 days of purchase. This policy does not affect your statutory rights and does not refer to faulty goods.

R&G

Unit 1, Shelley's Lane, East Worldham, Alton, Hampshire, GU34 3AQ

Tel: +44 (0)1420 89007 Fax: +44 (0)1420 87301 www.rg-racing.com Email: info@rg-racing.com



MONTAGEANLEITUNG FÜR SBP0009 ACHSMUTTERSCHUTZ
HONDA CB1000R '18-

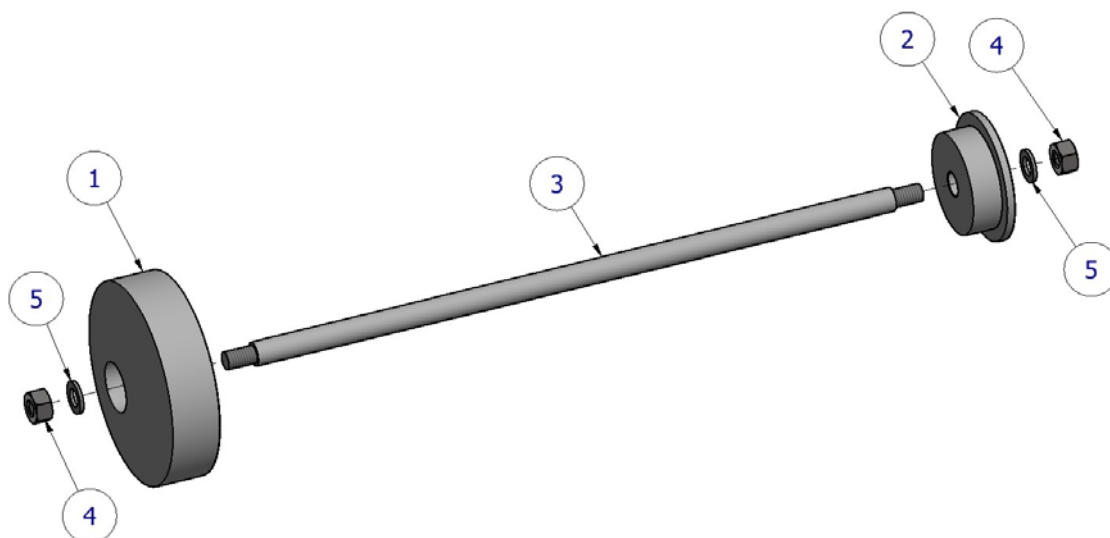


Page | 5

ALLE TEILE SIND UNTEN ABGEBILDET UND GEKENNZEICHNET. BEVOR SIE MIT DER MONTAGE BEGINNEN, ÜBERPRÜFEN SIE, DASS ALLE TEILE VORHANDEN SIND.

Hinweis: Die Verpackung der Teile stellt nicht die Reihenfolge der Montage dar.

DIE UNTEN ABGEBILDETEN TEILE DIENEN LEDIGLICH ZUR ERKLÄRUNG



LIEFERUMFANG

- ARTIKEL 1 = LINKE ABDECKUNG FÜR DIE ACHSE (SC0008) (x1)
- ARTIKEL 2 = RECHTE ABDECKUNG FÜR DIE ACHSE (SC0009) (x1)
- ARTIKEL 3 = VERBINDUNGSSTANGE (SB129) (x1)
- ARTIKEL 4 = M6 SELBSTSICHERNDE MUTTER (x2)
- ARTIKEL 5 = M6 UNTERLEGSSCHEIBEN (x2)

R&G

Unit 1, Shelley's Lane, East Worldham, Alton, Hampshire, GU34 3AQ
 Tel: +44 (0)1420 89007 Fax: +44 (0)1420 87301 www.rg-racing.com Email: info@rg-racing.com



SIE BENÖTIGEN FOLGENDES WERKZEUG

- Steckschlüsselsatz mit 2x 10mm Steckschlüssel.

MAX. ANZUGSDREHMOMENT

- M4 SCHRAUBE = 8Nm
- M5 SCHRAUBE = 12Nm
- M6 SCHRAUBE = 15Nm
- M8 SCHRAUBE = 20Nm
- M10 SCHRAUBE = 40Nm

MONTAGEANLEITUNG

- Die linke Abdeckung für die Achse (Artikel 1) an der Radmutter auf der linken Seite der hinteren Achse anbringen.
- Montieren Sie eine Mutter und eine Unterlegscheibe an der Verbindungsstange (Artikel 3). Bitte stellen Sie sicher, dass die Mutter komplett im Gewinde eingerastet ist.
- Führen Sie die Verbindungsstange mit der Mutter und der Unterlegscheibe durch die bereits montierte Abdeckung für die Achse an der linken Seite.
- Montieren Sie die Abdeckung für die rechte Achse (Artikel 2) in der Öffnung an der rechten Seite des Rad – bitte darauf achten, dass die Verbindungsstange durch die Abdeckung hervorsteht.
- Montieren Sie die übrige Unterlegscheibe und Mutter am hervorstehenden Gewinde der Verbindungsstange und befestigen Sie sie.
- Bitte stellen Sie sicher, dass die Montage der Komponenten mit der Explosionszeichnung auf Seite 1 übereinstimmt. Ziehen Sie die selbstsichernden Muttern an beiden Seiten fest. Nicht zu stark anziehen – die selbstsichernden Muttern halten das fest.

AUSGABE 14/08/2018 (HB)

Eine digitale Version dieser Montageanleitung kann auf folgender Seite heruntergeladen werden:

www.rg-racing.com

CONSUMER NOTICE

The catalogue description and any exhibition of samples are only broad indications of the Products and R&G may make design changes which do not diminish their performance or visual appeal and supplying them in such state shall conform to the order. The Buyer acknowledges no representation or warranty (other than as to title) has been given or will apply to the Products other than those in R&G's order or confirmation and the Buyer confirms it has chosen the Products as being of merchantable quality and suitable for its particular purposes. Where R&G fits the Products or undertakes other services it shall exercise reasonable skill and care and rectify any fault free of charge unless the workmanship has been disturbed. The Buyer is responsible for ensuring that the warranty on the motorcycle is not affected by the fitting of the Products. On return of any defective Products R&G shall at its option either supply a replacement or refund the purchase money but shall not be liable if the Products have been modified or used or maintained otherwise than in accordance with R&G's or manufacturer's instructions and good engineering practice or if the defect arises from accident or neglect. Other than identified above and subject to R&G not limiting its liability for causing death and personal injury, it shall not be liable for indirect or consequential loss and otherwise its liability shall be limited to the amounts paid by the Buyer for the Products or the fitting or service concerned. These terms do not affect the Buyer's statutory rights.

R&G RETURNS POLICY (NON-FAULTY GOODS)

Returns must be pre-authorized (if not pre-authorized the return will be rejected). Goods may only be returned direct to us if they were purchased direct from us (customer must prove if necessary). Otherwise to be returned to original vendor. Goods must be in re-sellable condition, in the opinion of R&G. All returns are subject to a 25% restocking and handling fee (25% of the gross value exc. P&P – at the prevailing price at time of purchase). The customer must pay any and all carriage charges. No returns of discontinued products, unless within 14 days of purchase. This policy does not affect your statutory rights and does not refer to faulty goods.

R&G

Unit 1, Shelley's Lane, East Worldham, Alton, Hampshire, GU34 3AQ

Tel: +44 (0)1420 89007 Fax: +44 (0)1420 87301 www.rg-racing.com Email: info@rg-racing.com